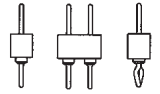


Pin connectors, solder tail

With screw-machined pins \varnothing 0.47 mm




For corresponding receptacles see pages 36 to 42 and 47, 48



New:

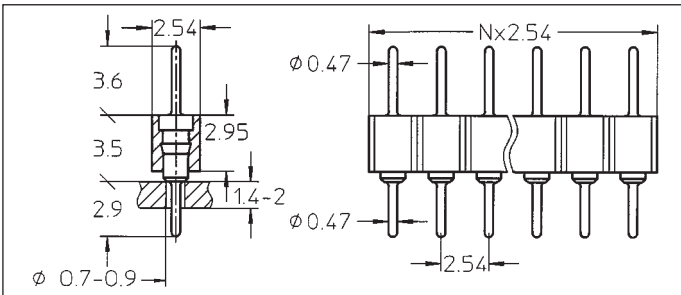
Pin connectors with selective plated precision screw machined pin, plating code Z1.

Connecting side 1: gold plated
soldering/PCB side 2: tin plated

Platings	Sleeve 	Clip 	Pin 
10 90 Z1			0.25 μ m Au 5 μ m Sn Pb 1: 0.25 μ m Au 2: 5 μ m Sn Pb

Ordering information

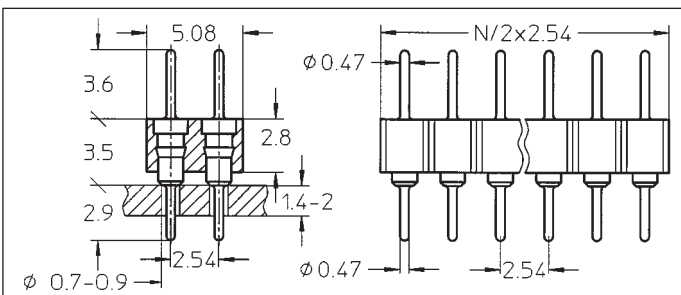
Replace **xx** with the number of poles, e.g. 450-10-2**xx**-00-001
for a double row version with 8 pins per row becomes:
450-10-2**16**-00-001



- 350-10-1xx-00-006
- 350-90-1xx-00-006
- 350-Z1-1xx-00-006

Straight pin connector: solder tail, single row

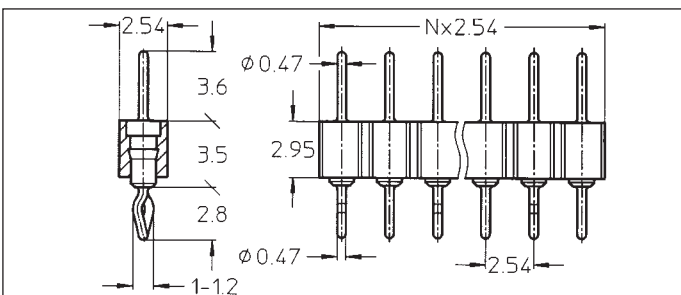
Availability from: 1 to 64 contacts
Standard number of contacts 5, 6, 8, 10, 14, 16, 20, 21, 25, 30, 32, 48, 56, 60, 64



- 450-10-2xx-00-006
- 450-90-2xx-00-006
- 450-Z1-2xx-00-006

Straight pin connector: solder tail, double row

Availability from: 4 to 72 contacts
Standard number of contacts 40, 44, 56, 64, 72



- 350-10-1xx-01-666
- 350-90-1xx-01-666
- 350-Z1-1xx-01-666

Straight pin connector with clinched (right/left) solder tails, single row

Availability from: 3 to 64 contacts
Standard number of contacts 5, 6, 8, 10, 14, 16, 20, 21, 25, 30, 32, 48, 56, 60, 64

This datasheet has been download from:

www.datasheetcatalog.com

Datasheets for electronics components.